

AMBIENTE The XXL Free-Arm Sunshade

Glatz
Shade in Swiss Quality



Point of use



Fixations






As GLATZ'S largest free-arm sunshade with a diameter of up to 5 metres, the AMBIENTE wins you over with its stable construction. While the supporting stand and roof frame are made from cast aluminium profiles, the hoist is made from wire cables and a non-corrosive threaded spindle. The sunshade cover can be opened and closed with the crank or an optional motorised drive. Depending on the size of the sunshade, if the AMBIENTE is anchored into the floor, it can be resistant to wind speeds of up to 40 km/h.



Material and technology

Frame:	8 rods made of powder-coated aluminium with crank mechanism to open the shade. The canopy can be turned around by 90°. Profiled GLATZ pole profile, 80 × 95 mm. Wall thickness: 4.5 mm. Rods: 33 × 20 mm, with a removable hand crank.	Protective cover:	optional
Frame colour:	white powder-coated (RAL 9010) or graphite grey powder-coated (RAL 5803 E 90070 A10) Extra charge for powder-coated frame in other RAL colours: price on request	Various:	stainless-steel kit (8-part hinge set) for use in corrosive environments, manufactured in series from 01/01/2014
Frame shape:	round, rectangular or square	Total height closed:	345–365 cm
Drive:	optional with motor drive for greatest comfort	Height open:	315–330 cm
Shade cover:	material class 5 (100 % polyacrylic approx. 300 g/m ²)	Wind:	max. wind speed open perm. 40 km/h
Flounce:	available with or without flounce	UV protection:	depending on colour ≥ 98 % (based on test results of "Swiss Quality Testing Services")
		Light fastness:	material class 5 = Level 7–8
		Water pressure:	material class 5 ≥ water column 300 mm (depending on colour)

Assortment

	Nominal size cm	Order no.	Order no.	Order no.	Order no.
		Frame white without flounce	Frame graphite grey without flounce	Frame white with flounce	Frame graphite grey with flounce
	∅ 400	100 00 400 161	100 00 400 321	100 00 400 160	100 00 400 320
	∅ 450	100 00 450 161	100 00 450 321	100 00 450 160	100 00 450 320
	∅ 500	100 00 500 161	100 00 500 321	100 00 500 160	100 00 500 320
	400 × 300	100 00 401 161	100 00 401 321	100 00 401 160	100 00 401 320
	450 × 350	100 00 451 161	100 00 451 321	100 00 451 160	100 00 451 320
	350 × 350	100 00 350 161	100 00 350 321	100 00 350 160	100 00 350 320
	400 × 400	100 00 402 161	100 00 402 321	100 00 402 160	100 00 402 320

Nominal size cm	Lateral distance cm	Area covered m ²	Crank handle height cm	Height closed cm	Total height cm	Height of pole cm	Length of free-arm cm	Foundation cm	Minimum weight for base kg	max. wind speed open perm. km/h (wind force)
A	AS	B	D	E	G	M ²	Z	C		
∅ 400	370	11.3	70	125	345	270	200	80 × 80	240	40 (6)
∅ 450	415	14.3	75	120	365	275	225	80 × 80	430	35 (5)
∅ 500	460	17.7	75	95	365	275	225	100 × 100	430	30 (5)
400 × 300	-	12.0	70	75	345	270	200	80 × 80	240	40 (6)
450 × 350	-	15.8	75	65	365	275	225	100 × 100	430	35 (5)
350 × 350	-	12.3	70	75	345	270	200	80 × 80	240	40 (6)
400 × 400	-	16.0	75	70	365	275	225	100 × 100	430	35 (5)

∅8 parts

The listed measures represent extrapolated average values that may be slightly different on the product ($\pm 2\% \pm 5$ cm).

The measures of the height are determined by the M4 ground socket. Depending on the base you choose, the listed measures change by the height of the corresponding base.




The max. wind speed limits as per our separate sheet apply only if the sunshade canopy is in a horizontal position and if there is a fix ground anchorage.

In the presence of several sunshades, the min. distance between one sunshade and another and between sunshades and walls shall be 20 cm.

You can also open and close it using a battery-operated drill. The adapter (absolutely necessary) is supplied with the crank.

Accessories

	Order no.
Fixing option M4 / M8 / M16 (Support tube absolutely necessary)	
1. Base M4 / M8 / M16, 430 kg / 620 kg (8 or 12 concrete elements) 101.2 × 101.2 × 22–26 / 31–35 cm, galvanised steel (without elements)	350 01 226 945
2. Mounting plate M4 / M8, 30 × 30 × 1.5 cm, galvanised steel	350 01 226 921
Set of concrete sections, 8 pieces, 48.3 × 48.3 × 9.4 cm, (ca. 385 kg), concrete	350 01 226 948
Fixing option M4 (support tube M4 absolutely necessary)	
3. Base M4, 240 kg, (for 16 plates 40 × 40 × 4 cm), 91 × 91 × 19 - 23 cm, zinc-plated steel (adjustable and levellable) (without plates)	350 01 108 435
4. Cover for base M4, 88 × 88 × 5 cm, brushed aluminium (imitate)	350 01 100 400
Set of castors for base M4 (maximum weight 240kg), Ø 5 cm, H = 5.5 cm, galvanised steel	350 01 100 500
5. Ground socket M4, galvanised steel	350 01 226 510
6. Mounting plate M4 special, for installation height 50 – 149 mm, galvanised steel	350 01 226 932
7. Mounting plate M4 special, for installation height 150 – 350 mm, galvanised steel	350 01 226 930
Mounting plate M4 for isolated grounds, installation height made to measure, high-grade steel 1.4301 / 304	350 01 229 730
8. Wall console M4, extension 480 mm, galvanised steel	350 01 229 405
9. Wall console M4, extension 100 mm, galvanised steel	350 01 229 410
10. Support tube M4 with hollow profile AMB, galvanised steel (with cover, adjustable and levellable)	350 01 226 010
Slabs for base M4	
Slab set, 16 pieces, 40 × 40 × 4 cm, (ca. 220 kg), concrete	350 01 226 904
Slab set, 16 pieces, 40 × 40 × 4 cm, (ca. 225 kg), 12 pieces concrete, 4 pieces polished granite	350 01 226 903
Different fixing options	
11. Ground socket with support tube AMB, turnable by 210°, galvanised steel	350 01 226 410

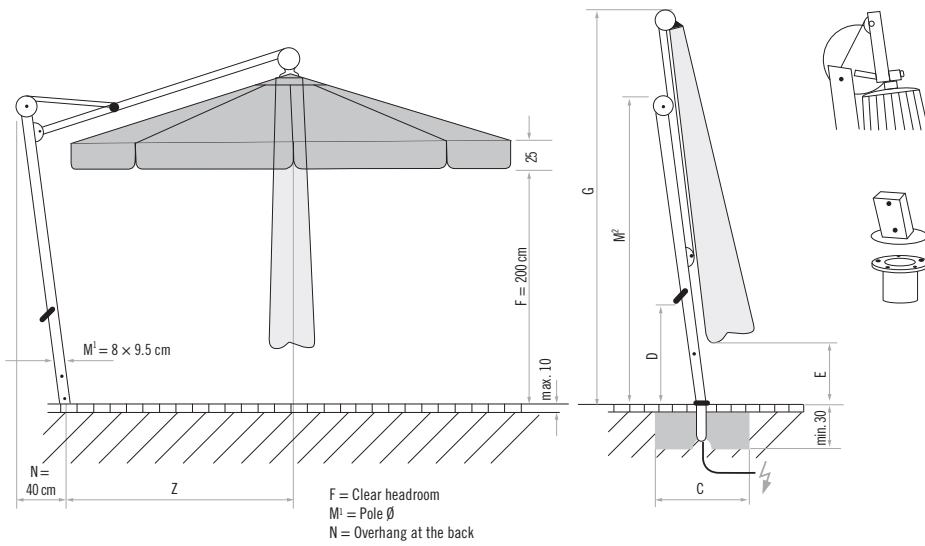


Accessories

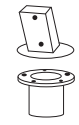
		Order no.
Protective cover, coated polyester fabric		
suitable for shade sizes in cm		
12. Protective cover with zip and rod, 345 × 80 cm	∅ 400/∅ 450/∅ 500/400 × 300/450 × 350/350 × 400 × 400	350 01 609 812
Motor drive (control board and key switch are absolutely necessary)		
	Motor drive AMBIENTE with permanent alternative crank	350 01 508 611
13. Standard control board		350 01 508 502
13. Control board with anemometer		350 01 508 503
	Key switch surface mounted	350 01 508 505
	Key switch flush mounted	350 01 508 506
Remote control for motor drive (key switch absolutely necessary)		
14. Remote control for motor drive		350 01 507 100
	Key switch surface mounted for remote control	350 01 507 125
	Key switch flush mounted for remote control	350 01 507 126
Miscellaneous items		
15. ¹ Base transporter for sockets weighing 120 kg, 180 kg, 240 kg, 430 kg and 620 kg		350 01 909 000

¹while stocks last



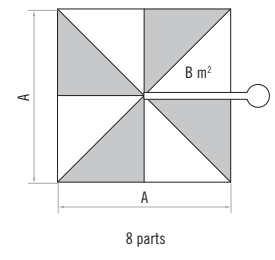
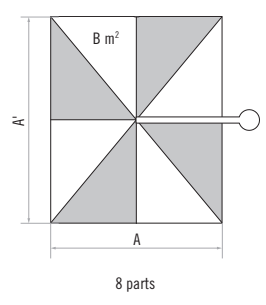
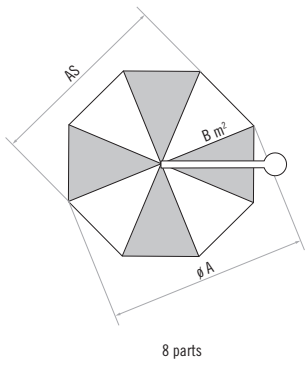


Levelling bolt for horizontal positioning
 Adjustment screw for canopy rotation

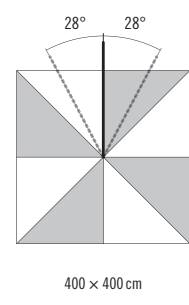
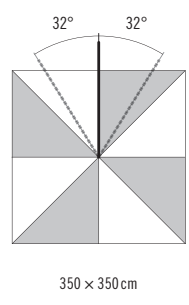
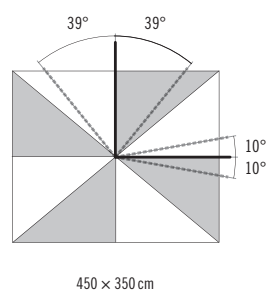
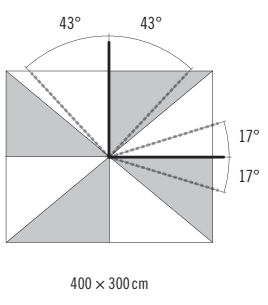


Support tube
 Sunshade centre (notch)

Loose cover max. 10 cm, concrete thickness min. 30 cm (pay attention to frost depth), water outflow, supply line to motor, 2-wire.



The sunshade canopy may be rotated by 90° at any time. The canopy may also be turned in such a way as to bring the side concerned into an asymmetric position with respect to the pole. Attention: Pls pay attention to the radius (measure Z).





Musiktheater, Linz



Private estate



Restaurant Lamartine, Bourdeau FR